



Methacton School District (PA)

Family Survey
Fall 2022



Summary

Topic Description	Results
Family Engagement The degree to which families become involved with and interact with their child's school.	43% ▲ 3 since last survey
Leadership	95% ▲ 4 since last survey
School Climate Perceptions of the overall social and learning climate of the school.	95% ▲ 1 since last survey
School Safety Perceptions of student physical and psychological safety at school.	71% ▼ 3 since last survey

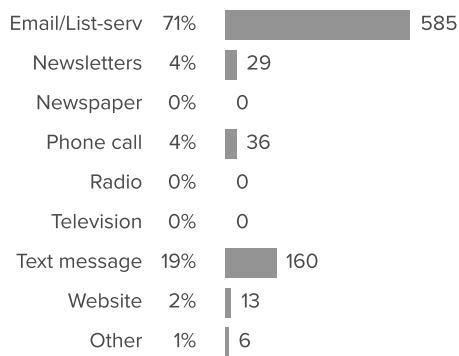
830 responses



Communications

How did people respond? _____

Q.1: What would be the best way for the school/district to stay in communication with you?





Family Engagement

Your average

43%

830 responses

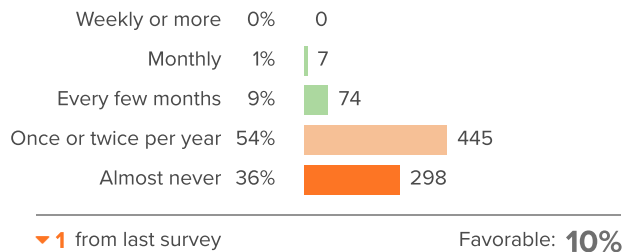
Change

▲ 3

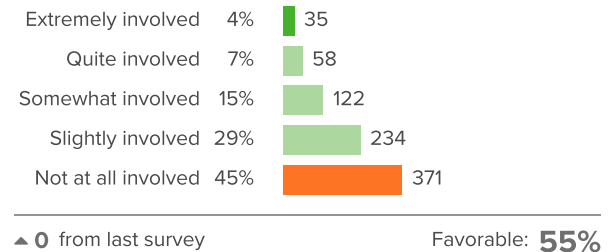
since last survey

How did people respond?

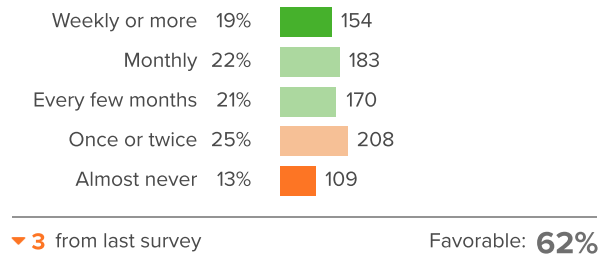
Q.1: How often do you meet in person with teachers at your child's school?



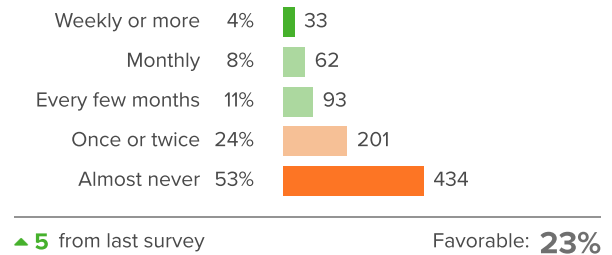
Q.2: How involved have you been with a parent group(s) at your child's school?



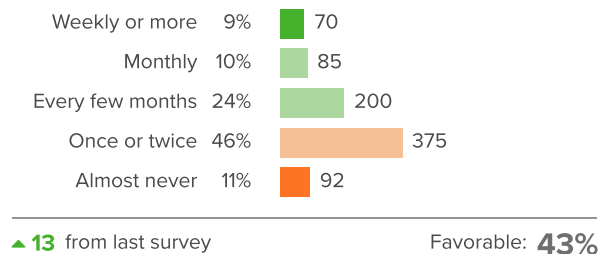
Q.3: In the past year, how often have you discussed your child's school with other parents from the school?



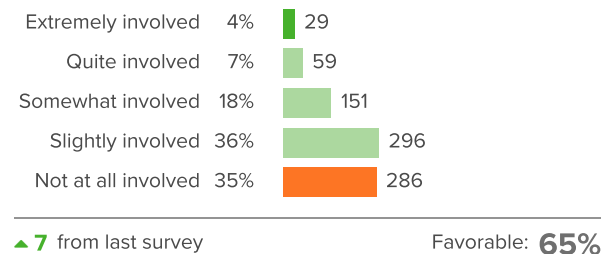
Q.4: In the past year, how often have you helped out at your child's school?



Q.5: In the past year, how often have you visited your child's school?



Q.6: How involved have you been in fundraising efforts at your child's school?





Leadership

Your average

95%

830 responses

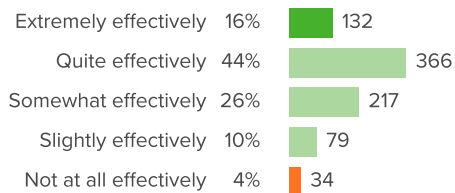
Change

▲ 4

since last survey

How did people respond?

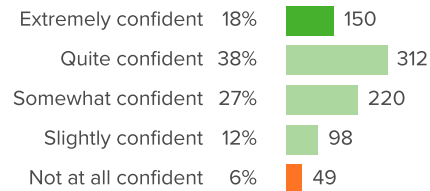
Q.1: What effectively do school and district leaders communicate important information to you?



▲ 2 from last survey

Favorable: **96%**

Q.2: How confident are you that your school and district leaders have the best interest of the school in mind?



▲ 7 from last survey

Favorable: **94%**



School Climate

Your average

95%

830 responses

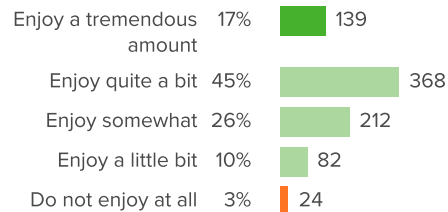
Change

▲ 1

since last survey

How did people respond?

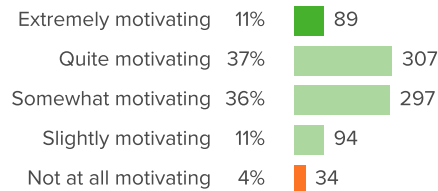
Q.1: To what extent do you think that children enjoy going to your child's school?



▲ 2 from last survey

Favorable: **97%**

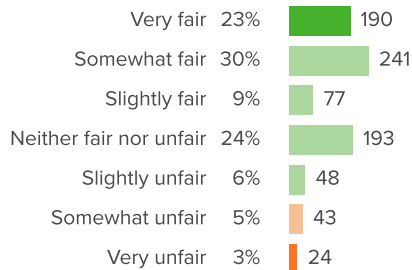
Q.2: How motivating are the classroom lessons at your child's school?



▲ 2 from last survey

Favorable: **96%**

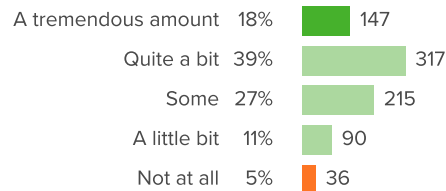
Q.3: How fair or unfair is the school's system of evaluating children?



▲ 0 from last survey

Favorable: **92%**

Q.4: How much does the school value the diversity of children's backgrounds?

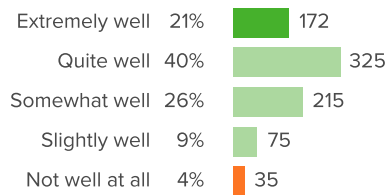


▲ 2 from last survey

Favorable: **96%**



**Q.5: How well do administrators at your child's school
create a school environment that helps children learn?**



▲ 1 from last survey

Favorable: **96%**



School Safety

Your average

71%

830 responses

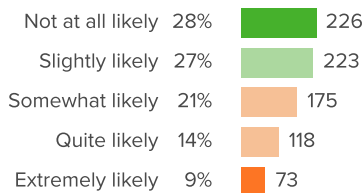
Change

▼ **3**

since last survey

How did people respond?

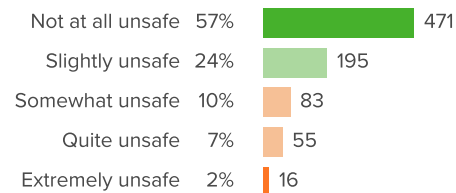
Q.1: How likely is it that someone from your child's school will bully him/her online?



▼ **5** from last survey

Favorable: **55%**

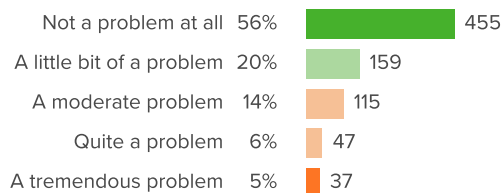
Q.2: Overall, how unsafe does your child feel at school?



▼ **3** from last survey

Favorable: **81%**

Q.3: To what extent are drugs a problem at your child's school?



▼ **2** from last survey

Favorable: **76%**



Background Questions

How did people respond? _____

Q.1: What is your relationship to your child?

